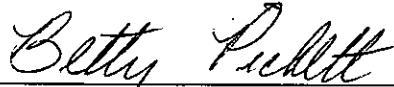


Candidate	Results		Hand															
	Tape	Count	Batch 1	Batch 2	Batch 3	Batch 4	Batch 5	Batch 6	Batch 7	Batch 8	Batch 9	Batch 10	Batch 11	Batch 12	Batch 13	Batch 14		
Jones	1407	1407	100	144	145	113	90	152	81	79	107	40	80	91	96	89		
Hill	6632	6632	393	549	642	598	524	775	364	383	487	173	397	542	448	357		
Undervotes	150	150	11	10	19	12	11	12	7	9	14	2	6	13	14	10		
Totals	8189	8189	504	703	806	723	625	939	452	471	608	215	483	646	558	456		
			2013 Box 1				2287 Box 2				1746 Box 3				2143 Box 4			




Chairman Rob Denning

Date Audited: November 13, 2024



Commissioner Betty Pickett

DS200 Serial #: 0316390688



Commissioner Ann Fairless

Race Audited: US Congress District 2

*Total Number of Ballots Cast: 54,705


*Percentage of Ballots Audited: 16%

Accuracy of Tabulator Count: 100%

Conclusion: The vote tabulation devices functioned correctly.

Greenbrier Early Vote November 5, 2024

*Early Vote, Election Day and Absentee. Does not include provisional ballots or UOCAVA ballots received after 11/5/24



Faulkner County, Arkansas
2024 General Election
0021 EV Greenbrier
Election Date: November 05, 2024
Poll Opened Date: November 05, 2024
Poll Opened Time: 07:25 PM
Poll Closed Date: November 05, 2024
Poll Closed Time: 07:43 PM
Public Count: 8189

Protected Count: 11209
Poll Voting Report

Total Standard Ballot Sheets: 0
Total ExpressVote Cards: 8189

Total Sheets Processed: 8189

U.S. President, U.S. Vice President

Number to Vote For	1
REP Donald J. Trump / JD Vance	6729
ASP Peter Sonski / Lauren Onak	16
DEM Kamala D. Harris / Tim Wal	1284
IND Robert F. Kennedy, Jr. / N	87
GRN Jill Stein / Rudolph Ware	16
NAP Michael Wood / John G. Pie	3
LIB Chase Oliver / Mike ter Ma	29
Over Votes	0
Under Votes	25

Total Votes 8189

U.S. Congress District 02


Number to Vote For	1
DEM Marcus A. Jones	1407
REP French Hill	6632
Over Votes	0
Under Votes	150

Total Votes 8189


State Treasurer

Number to Vote For	1
LIB Michael Pakko	372
REP John Thurston	6536
DEM John Pagan	1107
Over Votes	0
Under Votes	174

Total Votes 8189



Candidate	Results		Hand		
	Tape	Count	Batch 1	Batch 2	Batch 3
Jones	106	106	41	33	32
Hill	188	188	55	65	68
Undervotes	6	6	2	3	1
Totals	300	300	98	101	101


 Chairman Rob Denning

Date: November 13, 2024


 Commissioner Betty Pickett

DS200 Serial #: 0316400085


 Commissioner Ann Fairless


Race Audited: US Congress District 2
 *Total Number of Ballots Cast: 54,705
 *Percentage of Ballots Audited: 16%

Accuracy of Tabulator Count: 100%

Conclusion: The vote tabulation devices functioned correctly.

Mt Gale Election Day November 5, 2024

*Early Vote, Election Day and Absentee. Does not include provisional ballots or UOCAVA ballots received after 11/5/24



*** VOTING RESULTS REPORT ***

07:31 PM November 05, 2024

Unit Serial Number: 0316400085

Faulkner County, Arkansas

2024 General Election

0010 Mt Gale Baptist

Election Date: November 05, 2024

Poll Opened Date: November 05, 2024

Poll Opened Time: 06:26 AM

Poll Closed Date: November 05, 2024

Poll Closed Time: 07:30 PM

Public Count: 300

Protected Count: 9186

Poll Voting Report

Total Standard Ballot Sheets: 0

Total ExpressVote Cards: 300

Total Sheets Processed: 300

U.S. President, U.S. Vice President

Number to Vote For 1

REP Donald J. Trump / JD Vance 180

ASP Peter Sonski / Lauren Onak 2

DEM Kamala D. Harris / Min Wei 105

IND Robert F. Kennedy, Jr. / N 6

GRN Jill Stein / Rudolph Ware 2

NAP Michael Wood / John G. Pie 0

LIB Chase Oliver / Mike Ger Ma 4

Over Votes 0

Under Votes 1

Total Votes 300

U.S. Congress District 02

Number to Vote For 1

DEM Marcus A. Jones 106

REP French Hill 188

Over Votes 0

Under Votes 6

Total Votes 300

